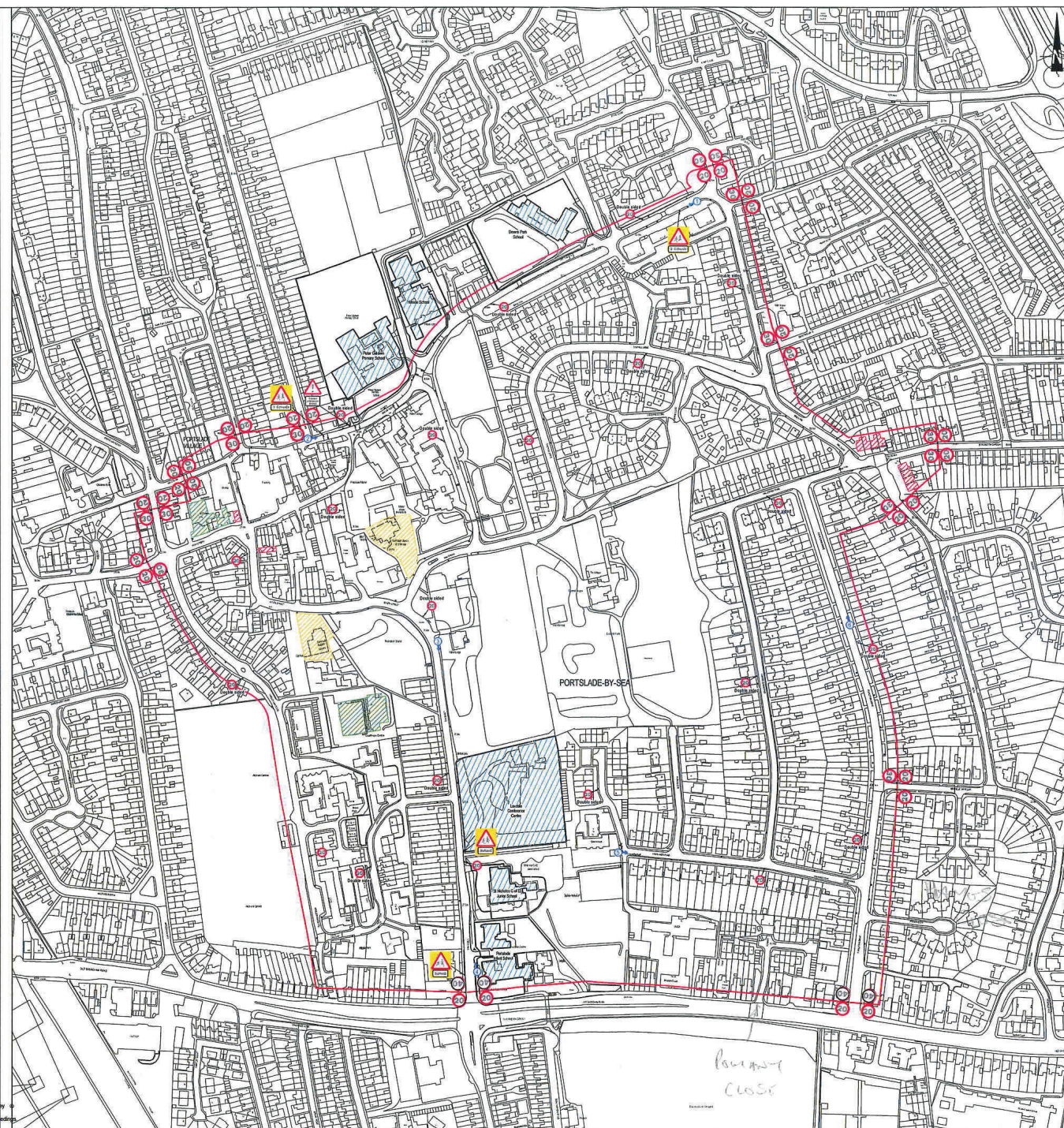




Photos taken 22nd October 2010




Information:

All signs are variations of Diag.670 (TSRGD)

Signs are placed back to back 200m or less on alternate sides of the carriageway.

20 mph repeater signs are located on existing lighting columns or sign posts

Sign Measurements:



Size of terminal sign (other than at junctions):

Single carriageway or one-way road with an approach speed of 30mph - 600mm

Size of terminal sign (at junctions):

Single carriageway or one-way road with an approach speed of 30mph - 600mm

Single carriageway or one-way road with an approach speed of 40mph - 600mm

Size of repeater sign:

20mph speed limit - 300mm

Key:

Education

Retail

Leisure

Religion

Local Retail Areas

Mill Lane:
JP Photographic LTD
AR Evans Heating & Plumbing
Beautyworks
Uppercuts
Shorelife Mill Lane Newsagents
The Pizza Mill
Abraami Convenience Store
Ye Olde Bakers Shop

High Street:
Old Village Dental Care
Sinnott Green Estate Agents
Newsagents

Mark Revision

Drawn Date Chkd

SCALING NOTE: Do not scale from this drawing. If in doubt, ask.
UTILITIES NOTE: The position of any existing public or private sewers, utility services, plant or apparatus shown on this drawing is believed to be correct, but no warranty is made as to its accuracy. Other such plant or apparatus may also be present but not shown. The Contractor is therefore advised to undertake his own investigation where the presence of any existing services, services, plant or apparatus may affect his operations.

Drawing Issue Status

DRAFT

BHCC SPEED LIMIT REVIEW AREA AROUND PORTSLADE SCHOOLS

Client

Brighton & Hove
City Council

pba
peterbrett

Date of 1st issue

Drawn by GJM

At Scale

Checked by CB

Drawing Number

21930/007/003

Revision

-

Offices throughout the UK,
continental Europe, Africa and Asia
www.peterbrett.com
© Peter Brett Associates LLP
READING
Tel: 01235 950 0761 Fax: 01235 959 1498

